

Lansing Community College Aggregated Results for Academic Senate Course Modality Survey Fall 2023

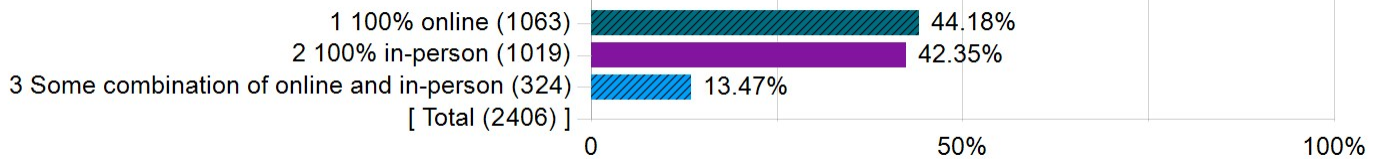
Reliability Assessment

With 2428 responses from a survey population of 20310
the data presented in this report is considered to be **Good**
Number of responses needed to be considered sufficient: 20
Number of responses needed to be considered good: 78

Questions regarding current course information

I attend this course in this modality (select one)

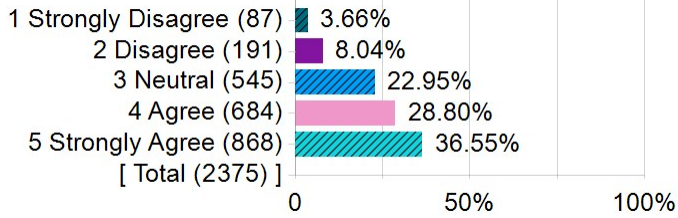
I attend this course in this modality (select one)



| Options | Score | Count | Percentage |
|--|-------|-------|------------|
| 100% online | 1 | 1063 | 44.18% |
| 100% in-person | 2 | 1019 | 42.35% |
| Some combination of online and in-person | 3 | 324 | 13.47% |

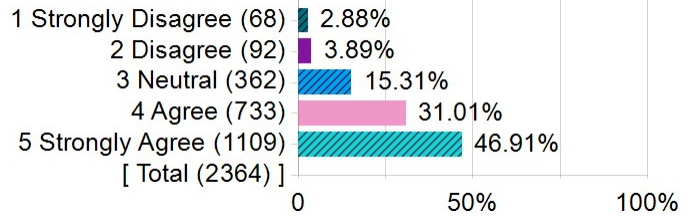
I attend this course in this modality because:

1. I learn best attending courses in this modality



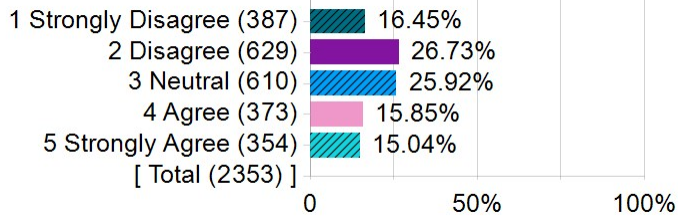
| Options | Score | Count | Percentage |
|-------------------|-------|-------|------------|
| Strongly Disagree | 1 | 87 | 3.66% |
| Disagree | 2 | 191 | 8.04% |
| Neutral | 3 | 545 | 22.95% |
| Agree | 4 | 684 | 28.80% |
| Strongly Agree | 5 | 868 | 36.55% |

2. This modality worked best for my schedule and other obligations



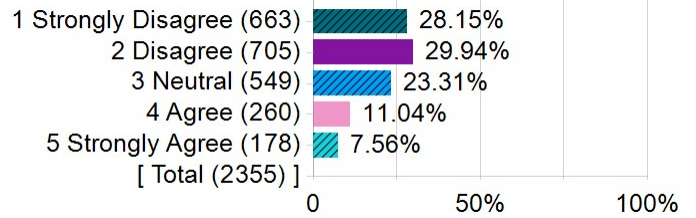
| Options | Score | Count | Percentage |
|-------------------|-------|-------|------------|
| Strongly Disagree | 1 | 68 | 2.88% |
| Disagree | 2 | 92 | 3.89% |
| Neutral | 3 | 362 | 15.31% |
| Agree | 4 | 733 | 31.01% |
| Strongly Agree | 5 | 1109 | 46.91% |

3. There were no other sections available when I was registering



| Options | Score | Count | Percentage |
|-------------------|-------|-------|------------|
| Strongly Disagree | 1 | 387 | 16.45% |
| Disagree | 2 | 629 | 26.73% |
| Neutral | 3 | 610 | 25.92% |
| Agree | 4 | 373 | 15.85% |
| Strongly Agree | 5 | 354 | 15.04% |

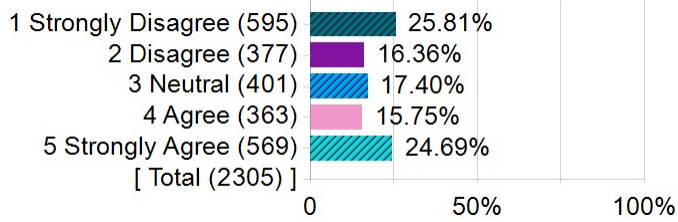
4. I would have preferred a different modality choice



| Options | Score | Count | Percentage |
|-------------------|-------|-------|------------|
| Strongly Disagree | 1 | 663 | 28.15% |
| Disagree | 2 | 705 | 29.94% |
| Neutral | 3 | 549 | 23.31% |
| Agree | 4 | 260 | 11.04% |
| Strongly Agree | 5 | 178 | 7.56% |

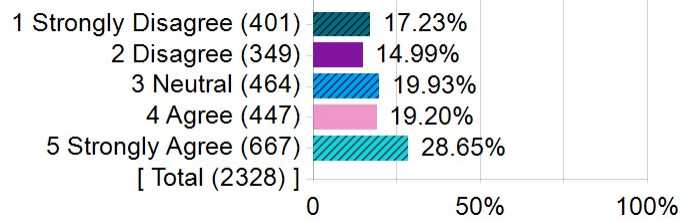
If I were to take this course again, I would prefer to take it:

1. 100% online



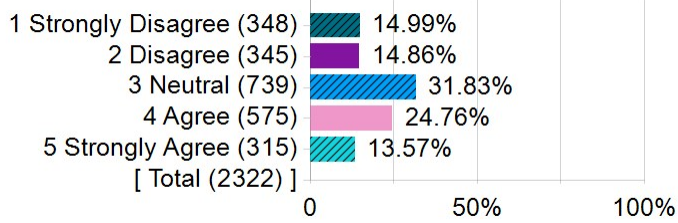
| Options | Score | Count | Percentage |
|-------------------|-------|-------|------------|
| Strongly Disagree | 1 | 595 | 25.81% |
| Disagree | 2 | 377 | 16.36% |
| Neutral | 3 | 401 | 17.40% |
| Agree | 4 | 363 | 15.75% |
| Strongly Agree | 5 | 569 | 24.69% |

2. 100% in-person



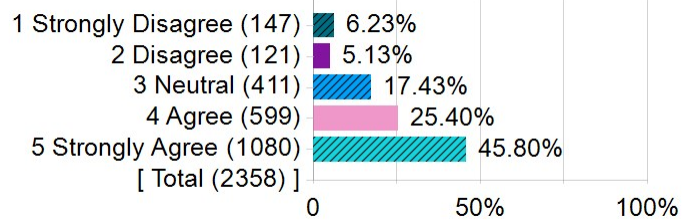
| Options | Score | Count | Percentage |
|-------------------|-------|-------|------------|
| Strongly Disagree | 1 | 401 | 17.23% |
| Disagree | 2 | 349 | 14.99% |
| Neutral | 3 | 464 | 19.93% |
| Agree | 4 | 447 | 19.20% |
| Strongly Agree | 5 | 667 | 28.65% |

3. Some combination of online and in-person



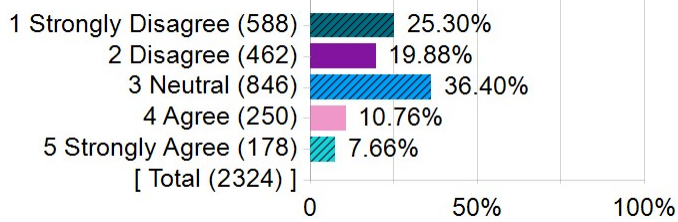
| Options | Score | Count | Percentage |
|-------------------|-------|-------|------------|
| Strongly Disagree | 1 | 348 | 14.99% |
| Disagree | 2 | 345 | 14.86% |
| Neutral | 3 | 739 | 31.83% |
| Agree | 4 | 575 | 24.76% |
| Strongly Agree | 5 | 315 | 13.57% |

4. With the same instructor



| Options | Score | Count | Percentage |
|-------------------|-------|-------|------------|
| Strongly Disagree | 1 | 147 | 6.23% |
| Disagree | 2 | 121 | 5.13% |
| Neutral | 3 | 411 | 17.43% |
| Agree | 4 | 599 | 25.40% |
| Strongly Agree | 5 | 1080 | 45.80% |

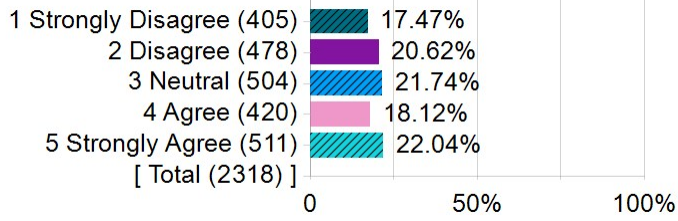
5. With a different instructor



| Options | Score | Count | Percentage |
|-------------------|-------|-------|------------|
| Strongly Disagree | 1 | 588 | 25.30% |
| Disagree | 2 | 462 | 19.88% |
| Neutral | 3 | 846 | 36.40% |
| Agree | 4 | 250 | 10.76% |
| Strongly Agree | 5 | 178 | 7.66% |

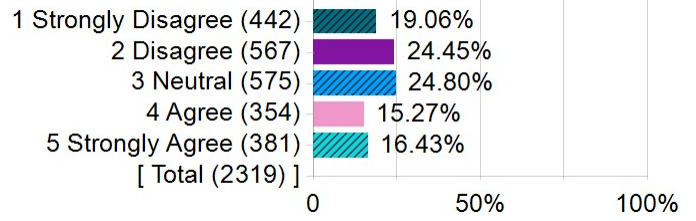
The following roadblocks prevent me from taking this course in another modality:

1. Work obligations



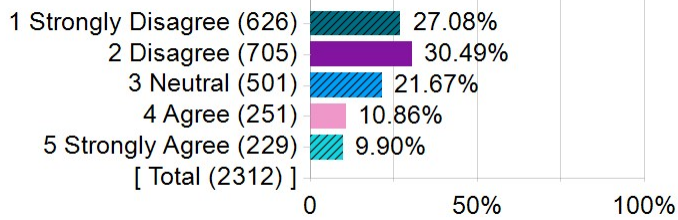
| Options | Score | Count | Percentage |
|-------------------|-------|-------|------------|
| Strongly Disagree | 1 | 405 | 17.47% |
| Disagree | 2 | 478 | 20.62% |
| Neutral | 3 | 504 | 21.74% |
| Agree | 4 | 420 | 18.12% |
| Strongly Agree | 5 | 511 | 22.04% |

2. Family obligations



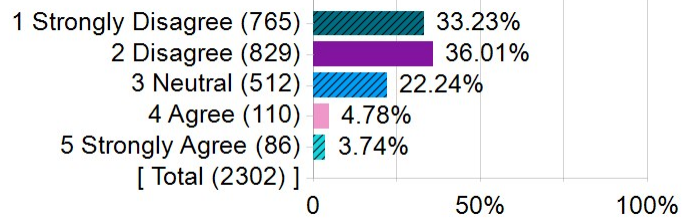
| Options | Score | Count | Percentage |
|-------------------|-------|-------|------------|
| Strongly Disagree | 1 | 442 | 19.06% |
| Disagree | 2 | 567 | 24.45% |
| Neutral | 3 | 575 | 24.80% |
| Agree | 4 | 354 | 15.27% |
| Strongly Agree | 5 | 381 | 16.43% |

3. Transportation



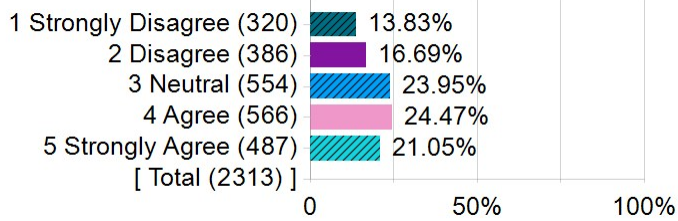
| Options | Score | Count | Percentage |
|-------------------|-------|-------|------------|
| Strongly Disagree | 1 | 626 | 27.08% |
| Disagree | 2 | 705 | 30.49% |
| Neutral | 3 | 501 | 21.67% |
| Agree | 4 | 251 | 10.86% |
| Strongly Agree | 5 | 229 | 9.90% |

4. Technology



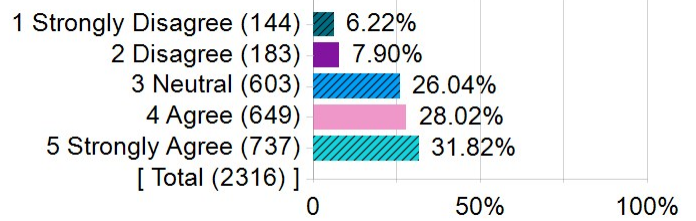
| Options | Score | Count | Percentage |
|-------------------|-------|-------|------------|
| Strongly Disagree | 1 | 765 | 33.23% |
| Disagree | 2 | 829 | 36.01% |
| Neutral | 3 | 512 | 22.24% |
| Agree | 4 | 110 | 4.78% |
| Strongly Agree | 5 | 86 | 3.74% |

5. Scheduling

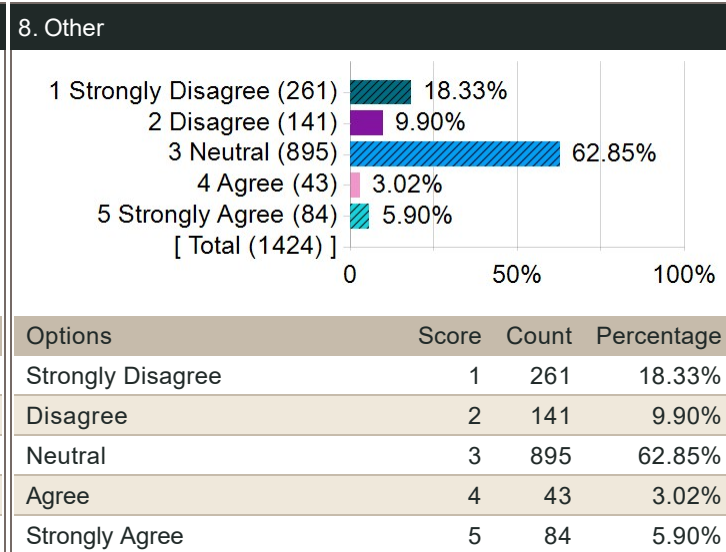
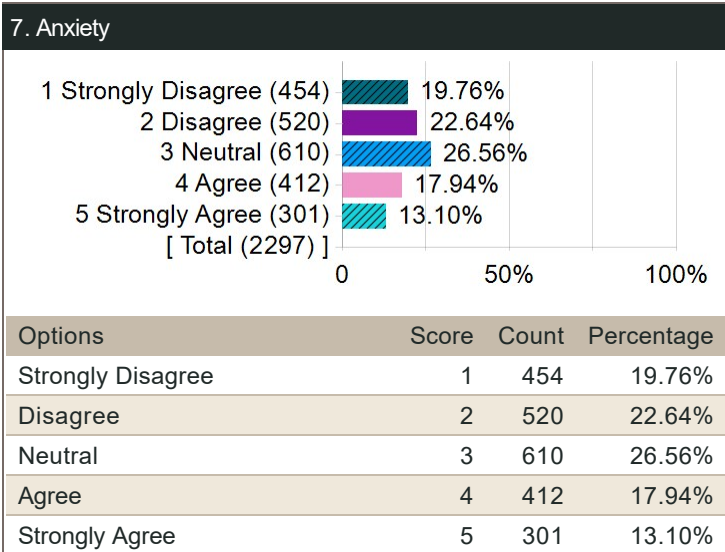


| Options | Score | Count | Percentage |
|-------------------|-------|-------|------------|
| Strongly Disagree | 1 | 320 | 13.83% |
| Disagree | 2 | 386 | 16.69% |
| Neutral | 3 | 554 | 23.95% |
| Agree | 4 | 566 | 24.47% |
| Strongly Agree | 5 | 487 | 21.05% |

6. I prefer to learn in this modality



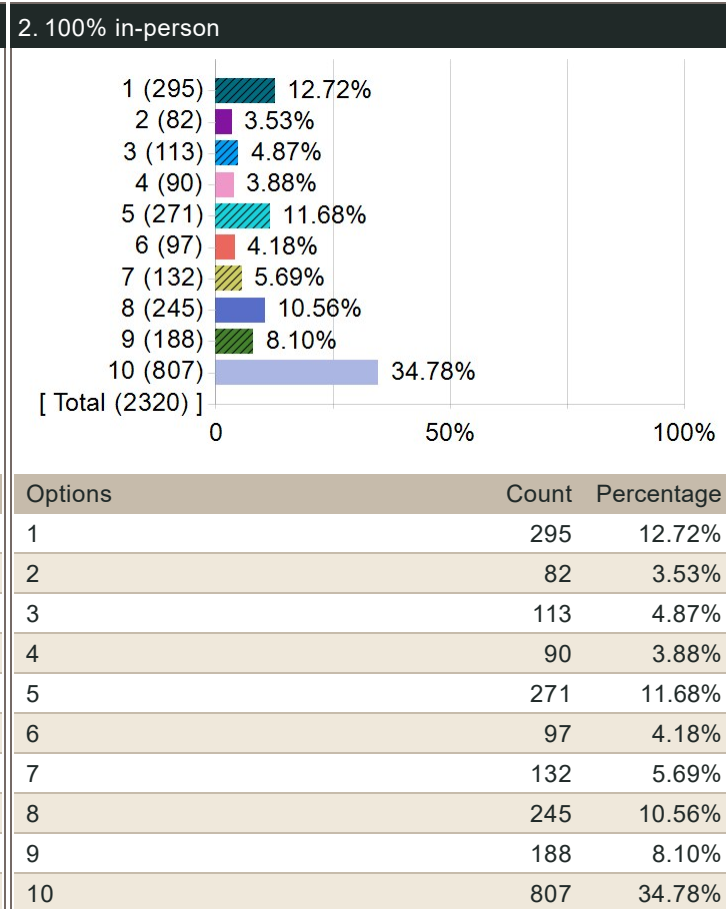
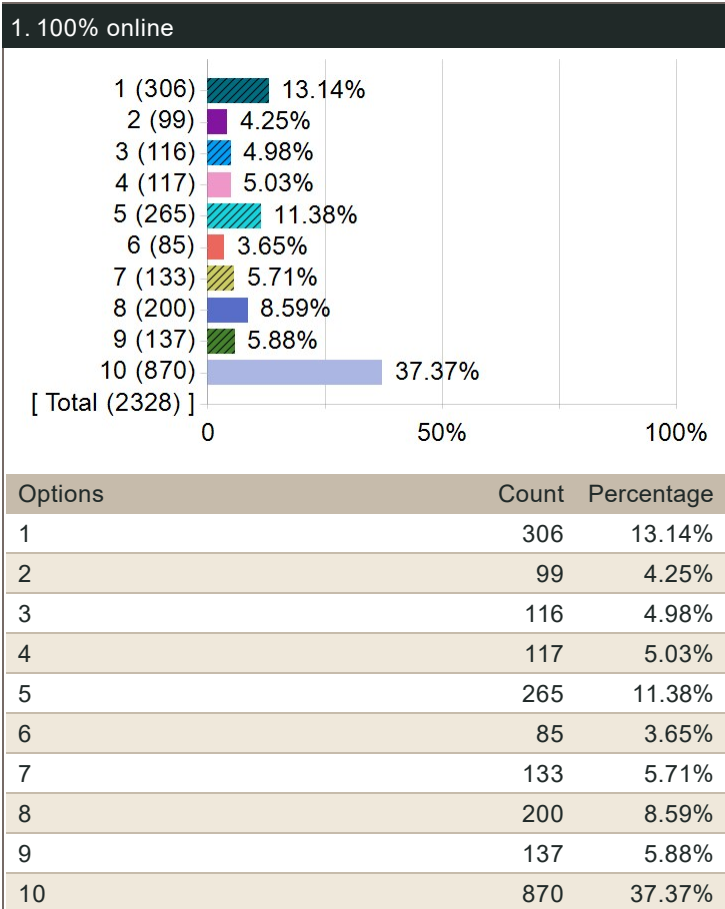
| Options | Score | Count | Percentage |
|-------------------|-------|-------|------------|
| Strongly Disagree | 1 | 144 | 6.22% |
| Disagree | 2 | 183 | 7.90% |
| Neutral | 3 | 603 | 26.04% |
| Agree | 4 | 649 | 28.02% |
| Strongly Agree | 5 | 737 | 31.82% |



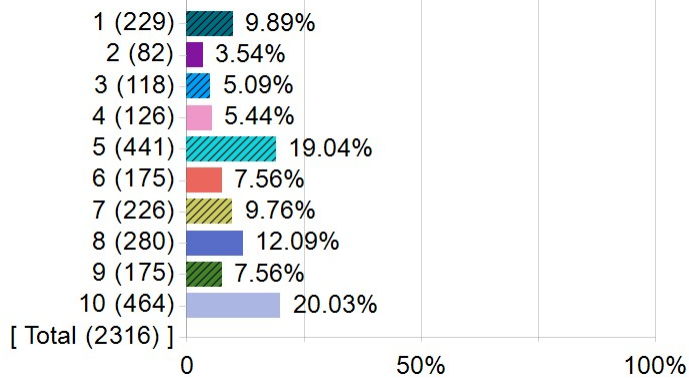
Questions regarding other courses

Please rate how likely you are to attend another course in the learning modalities listed below.

A score of 1 is not at all likely, a score of 10 is highly likely.



3. Some combination of online and in-person



| Options | Count | Percentage |
|---------|-------|------------|
| 1 | 229 | 9.89% |
| 2 | 82 | 3.54% |
| 3 | 118 | 5.09% |
| 4 | 126 | 5.44% |
| 5 | 441 | 19.04% |
| 6 | 175 | 7.56% |
| 7 | 226 | 9.76% |
| 8 | 280 | 12.09% |
| 9 | 175 | 7.56% |
| 10 | 464 | 20.03% |

Questions regarding student support services

Are you aware of, or have you used, any of the following LCC resources?

| 1. LCC Counseling Services | | | 2. LCC Scholarships | | |
|---------------------------------|-------|------------|--------------------------|-------|------------|
| Options | Count | Percentage | Options | Count | Percentage |
| No | 599 | 24.43% | No | 612 | 24.02% |
| Yes | 1512 | 61.66% | Yes | 1396 | 54.79% |
| I have used this service | 341 | 13.91% | I have used this service | 540 | 21.19% |
| Respondent(s) | 2254 | | Respondent(s) | 2245 | |
| 3. Adult Resource Center/Grants | | | 4. Financial Aid | | |
| Options | Count | Percentage | Options | Count | Percentage |
| No | 950 | 39.60% | No | 283 | 10.29% |
| Yes | 1189 | 49.56% | Yes | 1540 | 56.00% |
| I have used this service | 260 | 10.84% | I have used this service | 927 | 33.71% |
| Respondent(s) | 2248 | | Respondent(s) | 2259 | |
| 5. Office of Student Compliance | | | 6. Public Safety | | |
| Options | Count | Percentage | Options | Count | Percentage |
| No | 1128 | 49.63% | No | 677 | 29.19% |
| Yes | 1092 | 48.04% | Yes | 1509 | 65.07% |
| I have used this service | 53 | 2.33% | I have used this service | 133 | 5.74% |
| Respondent(s) | 2234 | | Respondent(s) | 2242 | |

| 7. Center for Student Support | | |
|-------------------------------|-------|------------|
| Options | Count | Percentage |
| No | 705 | 29.94% |
| Yes | 1436 | 60.98% |
| I have used this service | 214 | 9.09% |
| Respondent(s) | 2238 | |

| 9. Tutoring Services | | |
|--------------------------|-------|------------|
| Options | Count | Percentage |
| No | 437 | 17.33% |
| Yes | 1568 | 62.20% |
| I have used this service | 516 | 20.47% |
| Respondent(s) | 2250 | |

| 11. Success Coaches | | |
|--------------------------|-------|------------|
| Options | Count | Percentage |
| No | 368 | 13.57% |
| Yes | 1504 | 55.48% |
| I have used this service | 839 | 30.95% |
| Respondent(s) | 2258 | |

| 13. Participated in any specific student programming such as Men about Progress or WISE | | |
|---|-------|------------|
| Options | Count | Percentage |
| No | 1557 | 68.35% |
| Yes | 669 | 29.37% |
| I have used this service | 52 | 2.28% |
| Respondent(s) | 2236 | |

| 15. LCC Massage Clinic | | |
|--------------------------|-------|------------|
| Options | Count | Percentage |
| No | 1568 | 68.56% |
| Yes | 657 | 28.73% |
| I have used this service | 62 | 2.71% |
| Respondent(s) | 2244 | |

| 8. Library Resources | | |
|--------------------------|-------|------------|
| Options | Count | Percentage |
| No | 343 | 12.77% |
| Yes | 1566 | 58.28% |
| I have used this service | 778 | 28.95% |
| Respondent(s) | 2254 | |

| 10. Writing Center | | |
|--------------------------|-------|------------|
| Options | Count | Percentage |
| No | 539 | 21.28% |
| Yes | 1517 | 59.89% |
| I have used this service | 477 | 18.83% |
| Respondent(s) | 2250 | |

| 12. Any Diversity, Equity, and Inclusion Resources such as the Cesar Chavez Center | | |
|--|-------|------------|
| Options | Count | Percentage |
| No | 1120 | 48.70% |
| Yes | 1085 | 47.17% |
| I have used this service | 95 | 4.13% |
| Respondent(s) | 2241 | |

| 14. LCC Dental Hygiene Clinic | | |
|-------------------------------|-------|------------|
| Options | Count | Percentage |
| No | 1540 | 67.69% |
| Yes | 696 | 30.59% |
| I have used this service | 39 | 1.71% |
| Respondent(s) | 2243 | |

Are you aware of, or have you used, any of the following LCC technology support services?

| 1. Borrowing a laptop or tablet from the college | | | 2. Borrowing a hotspot from the college | | |
|---|-------|------------|--|-------|------------|
| Options | Count | Percentage | Options | Count | Percentage |
| No | 846 | 34.86% | No | 1366 | 59.11% |
| Yes | 1272 | 52.41% | Yes | 833 | 36.05% |
| I have used this service | 309 | 12.73% | I have used this service | 112 | 4.85% |
| Respondent(s) | 2242 | | Respondent(s) | 2240 | |
| 3. Receiving financial support from the college to subsidize internet access | | | 4. Receiving financial support from the college to purchase hardware of software | | |
| Options | Count | Percentage | Options | Count | Percentage |
| No | 1593 | 70.42% | No | 1596 | 70.93% |
| Yes | 634 | 28.03% | Yes | 617 | 27.42% |
| I have used this service | 35 | 1.55% | I have used this service | 37 | 1.64% |
| Respondent(s) | 2227 | | Respondent(s) | 2228 | |
| 5. Visiting a special campus location (e.g. computer lab) for technology access | | | 6. Receiving help from the college's IT department for technology issues | | |
| Options | Count | Percentage | Options | Count | Percentage |
| No | 1063 | 44.18% | No | 1124 | 47.19% |
| Yes | 1078 | 44.80% | Yes | 1039 | 43.62% |
| I have used this service | 265 | 11.01% | I have used this service | 219 | 9.19% |
| Respondent(s) | 2230 | | Respondent(s) | 2238 | |

About the students responding to this survey

Please choose your Program of Study/Major from the alphabetized drop down menu.

| Please choose your Program of Study/Major from the alphabetized drop down menu. | | |
|---|-------|------------|
| Options | Count | Percentage |
| Accounting - Assoc Degree | 40 | 1.86% |
| Accounting - Cert Achievement | 3 | 0.14% |
| Accounting, CPA Exam Prep - Assoc Degree | 8 | 0.37% |
| Advanced Management - Cert Achievement | 2 | 0.09% |
| Agricultural Technology, Assoc Degree | 1 | 0.05% |
| Allied Health - Assoc Degree | 33 | 1.54% |
| Anthropology - Assoc Degree | 10 | 0.47% |
| Architecture Technologist - Assoc Degree | 5 | 0.23% |
| Architecture Technology, Assoc Degree | 10 | 0.47% |
| Art Foundation - Assoc Degree | 27 | 1.26% |
| Art History - Assoc Degree | 3 | 0.14% |
| Auto: Brakes & Suspension Syst Specialist - Cert Completion | 1 | 0.05% |
| Auto: Electrical & HVAC Diagnostic Spec - Cert Completion | 1 | 0.05% |
| Automotive Technologies - Assoc Degree | 28 | 1.30% |

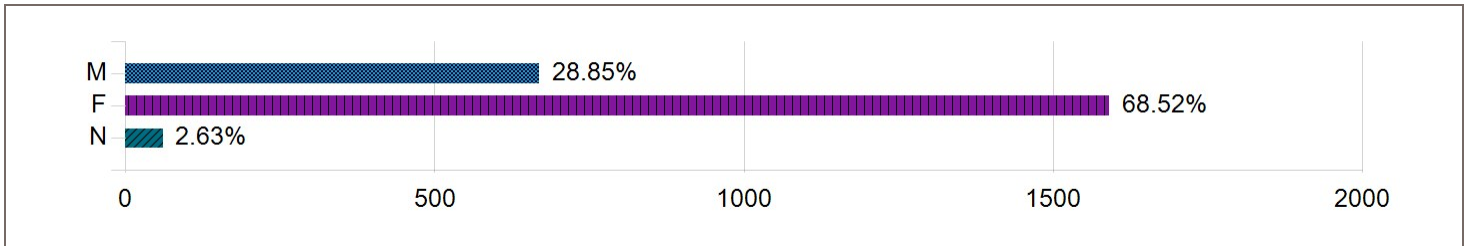
| Options | Count | Percentage |
|--|-------|------------|
| Automotive Technologies - Cert Achievement | 7 | 0.33% |
| Biology - Assoc Degree | 60 | 2.79% |
| Biotechnology - Assoc Degree | 11 | 0.51% |
| Bookkeeping - Cert Completion | 2 | 0.09% |
| Building Construction - Cert Completion | 1 | 0.05% |
| Building Construction, Assoc Degree | 7 | 0.33% |
| Business - Assoc Degree | 57 | 2.65% |
| Business Administration - Assoc Degree | 45 | 2.09% |
| Business Transfer Studies - Assoc Degree | 43 | 2.00% |
| Chemistry - Assoc Degree | 8 | 0.37% |
| Child Dev & Early Edu - Cert Achievement | 2 | 0.09% |
| Child Dev and Early Ed - Assoc Degree | 43 | 2.00% |
| Child Dev and Early Ed - Cert Completion | 7 | 0.33% |
| Cisco Certified Network Plan - Cert Completion | 2 | 0.09% |
| Cloud Computing - Assoc Degree | 1 | 0.05% |
| CNC Machine Technology - Cert Achievement | 1 | 0.05% |
| CNC Machine Technology - Cert Completion | 2 | 0.09% |
| Communication - Assoc Degree | 4 | 0.19% |
| Communication, Journalism, and Language - Assoc Degree | 1 | 0.05% |
| Computer Automated Design - Assoc Degree | 4 | 0.19% |
| Computer Automated Design - Cert Achievement | 1 | 0.05% |
| Computer Automated Design - Cert Completion | 1 | 0.05% |
| Computer Networking Technology, Assoc Degree | 25 | 1.16% |
| Computer Programmer/Analyst - Assoc Degree | 17 | 0.79% |
| Computer Programmer/Analyst - Cert Completion | 1 | 0.05% |
| Computer Science - Assoc Degree | 53 | 2.47% |
| Computer Security and Controls - Cert Completion | 2 | 0.09% |
| Computer Software Tester - Cert Achievement | 2 | 0.09% |
| Computer Support Specialist - Assoc Degree | 3 | 0.14% |
| Computer Support Technician - Assoc Degree | 2 | 0.09% |
| Computer Technology Basics - Cert Completion | 1 | 0.05% |
| Conservation & Sustainability - Assoc Degree | 9 | 0.42% |
| Construction Mgmt - Assoc Degree | 2 | 0.09% |

| Options | Count | Percentage |
|---|-------|------------|
| Creative Writing - Assoc Degree | 10 | 0.47% |
| Criminal Justice - Assoc Degree | 37 | 1.72% |
| Criminal Justice - Corrections - Assoc Degree | 2 | 0.09% |
| Criminal Justice - Digital Evidence Spec - Assoc Degree | 1 | 0.05% |
| Criminal Justice - Digital Evidence Spec - Cert Completion | 1 | 0.05% |
| Criminal Justice - Juvenile Spec - Assoc Degree | 5 | 0.23% |
| Criminal Justice - Law Enforcement - Assoc Degree | 2 | 0.09% |
| Cybersecurity - Assoc Degree | 21 | 0.98% |
| Dental Hygiene Program, Pre-Admit | 52 | 2.42% |
| Diagnostic Med Sonography Program, Pre-Admit | 31 | 1.44% |
| Digital Media Specialist, Assoc Degree | 3 | 0.14% |
| Digital Media: Audio Recording/Production, Cert Achievement | 1 | 0.05% |
| Digital Media: Audio, Cert Completion | 1 | 0.05% |
| Digital Media: Cinematography, Cert Completion | 3 | 0.14% |
| Digital Media: Transfer, Assoc Degree | 15 | 0.70% |
| Digital Media: Video/Cinema, Cert Achievement | 2 | 0.09% |
| E-Business - Assoc Degree | 1 | 0.05% |
| Economics - Assoc Degree | 6 | 0.28% |
| Education - AA Degree | 35 | 1.63% |
| Education - GA Degree | 9 | 0.42% |
| Electrical Apprenticeship, Cert Achievement | 13 | 0.61% |
| Electrical Tech - Construction - Cert Achievement | 1 | 0.05% |
| Electrical Tech - Control Maintenance - Cert Achievement | 1 | 0.05% |
| Electrical Technology - Assoc Degree | 13 | 0.61% |
| Electrical Utility/Lineworker - Assoc Degree | 4 | 0.19% |
| Electrical Utility/Lineworker - Cert Achievement | 17 | 0.79% |
| Emergency Medical Services - Assoc Degree | 7 | 0.33% |
| Engineering/Physics - Assoc Degree | 26 | 1.21% |
| Financial Institutions - Assoc Degree | 3 | 0.14% |
| Fire Science Technology - Assoc Degree | 2 | 0.09% |
| Fire Science/Basic EMT - Assoc Degree | 3 | 0.14% |
| General Associate Degree | 124 | 5.77% |
| Graphic Communication - Assoc Degree | 30 | 1.40% |
| Graphic Design - Cert Achievement | 14 | 0.65% |
| Heat & Air Conditioning - Assoc Degree | 2 | 0.09% |

| Options | Count | Percentage |
|--|-------|------------|
| Heat & Air Conditioning - Cert Achievement | 1 | 0.05% |
| Heavy Equipment Repair Technician - Assoc Degree | 3 | 0.14% |
| Heavy Equipment Repair Technician - Cert Achievement | 2 | 0.09% |
| History - Assoc Degree | 5 | 0.23% |
| Human Resource Management - Assoc Degree | 16 | 0.74% |
| Human Services - Aging Studies - Cert of Completion | 1 | 0.05% |
| Human Services - Assoc Degree | 12 | 0.56% |
| Human Services - Cert Completion | 1 | 0.05% |
| Humanities - Assoc Degree | 2 | 0.09% |
| Information Technology Foundations - Cert Completion | 3 | 0.14% |
| Insurance Risk Management - Assoc Degree | 7 | 0.33% |
| International Business - Assoc Degree | 3 | 0.14% |
| Kinesiology/Exercise Science - Assoc Degree | 43 | 2.00% |
| Legal Studies - Assoc Degree | 23 | 1.07% |
| Legal Studies Post-Bachelor - Cert Achievement | 9 | 0.42% |
| Literature - Assoc Degree | 10 | 0.47% |
| Management & Leadership - Assoc Degree | 10 | 0.47% |
| Manufacturing Engineering Technology - Assoc Degree | 7 | 0.33% |
| Marketing - Assoc Degree | 14 | 0.65% |
| Marketing - Cert Achievement | 4 | 0.19% |
| Massage Therapy - Cert of Completion | 13 | 0.61% |
| Mathematics - Assoc Degree | 2 | 0.09% |
| Mechanical Systems - Assoc Degree | 4 | 0.19% |
| Mechatronics-Multi Skilled Maint Tech - Assoc Degree | 7 | 0.33% |
| Medical Assistant - Cert Achievement | 5 | 0.23% |
| Medical Ins Billing & Coding - Cert Completion | 5 | 0.23% |
| Microsoft Office Specialist - Cert Completion | 1 | 0.05% |
| MRI Technology, Cert of Achievement | 3 | 0.14% |
| Music Education/Pre-Music Therapy - Assoc Degree | 1 | 0.05% |
| Music Industry - Assoc Degree | 2 | 0.09% |
| Neurodiagnostic Technology - Assoc Degree | 25 | 1.16% |
| Neurodiagnostic Technology - Cert Achievement | 2 | 0.09% |
| Nursing, PN/RN Program, Pre-Admit | 305 | 14.20% |
| Paramedic - Cert Achievement | 11 | 0.51% |

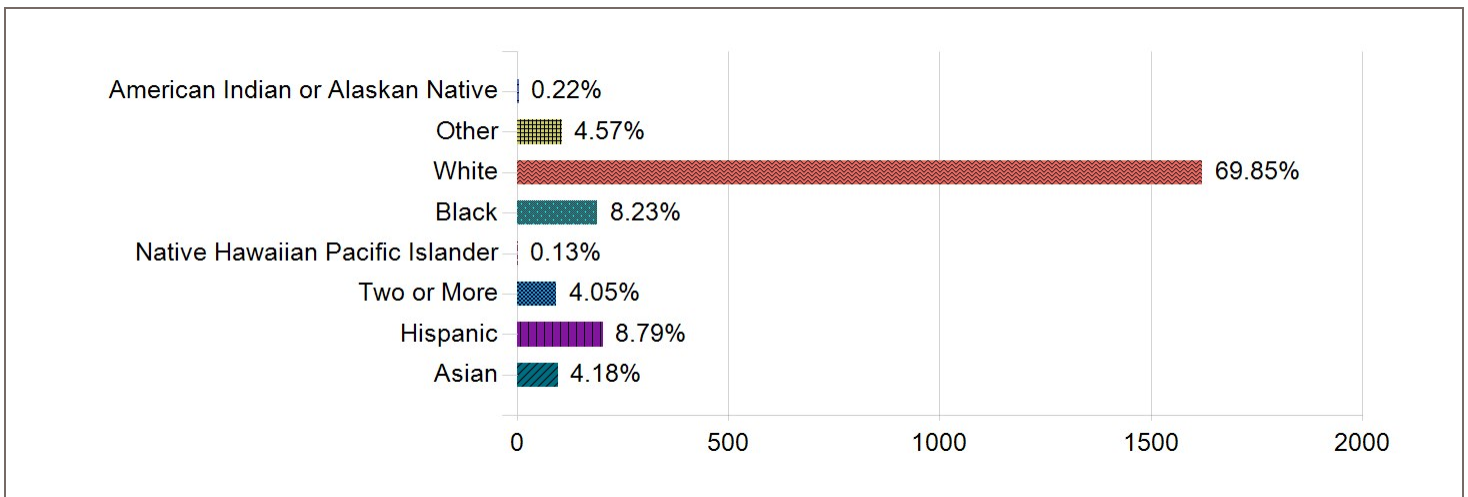
| Options | Count | Percentage |
|--|-------|------------|
| Personal Interest | 7 | 0.33% |
| Personal Trainer - Cert Achievement | 5 | 0.23% |
| Pharmacy Technician - Cert Completion | 5 | 0.23% |
| Phlebotomy Technician - Cert Completion | 2 | 0.09% |
| Photography - Cert Completion | 6 | 0.28% |
| Political Science - Assoc Degree | 12 | 0.56% |
| Pre-Medical Studies - Assoc Degree | 8 | 0.37% |
| Psychology - Assoc Degree | 101 | 4.70% |
| Radiologic Technology Program, Pre-Admit | 28 | 1.30% |
| Science and Mathematics - Assoc Degree | 7 | 0.33% |
| Sign Language Interpreter - Assoc Degree | 37 | 1.72% |
| Sign Language Interpreter - Cert Achievement | 3 | 0.14% |
| Social Sciences - Assoc Degree | 10 | 0.47% |
| Sociology - Assoc Degree | 5 | 0.23% |
| Spanish Studies - Cert Completion | 2 | 0.09% |
| Studio Art - Assoc Degree | 7 | 0.33% |
| Surgical Technology Program, Pre-Admit | 44 | 2.05% |
| Surveying & Materials Technician - Cert Completion | 3 | 0.14% |
| Teacher Paraprofessional - Assoc Degree | 4 | 0.19% |
| Teacher Paraprofessional - Cert Completion | 3 | 0.14% |
| Theatre - Assoc Degree | 8 | 0.37% |
| Transfer Studies - Arts - Assoc Degree | 69 | 3.21% |
| Transfer Studies - Cert of Achievement | 14 | 0.65% |
| Transfer Studies - Science - Assoc Degree | 72 | 3.35% |
| Veterinary Nursing - Assoc Degree | 12 | 0.56% |
| Web Site Developer - Cert Completion | 1 | 0.05% |
| Welding Technology - Assoc Degree | 2 | 0.09% |
| Welding Technology - Cert Achievement | 3 | 0.14% |
| Welding Technology - Cert Completion | 3 | 0.14% |
| World Language - Assoc Degree | 6 | 0.28% |

Respondent Gender information from Banner



| Gender | Count | Percentage |
|--------|-------|------------|
| N | 61 | 2.63% |
| F | 1591 | 68.52% |
| M | 670 | 28.85% |

Respondent Race/Ethnicity information from Banner



| Race_Ethnicity | Count | Percentage |
|-----------------------------------|-------|------------|
| Asian | 97 | 4.18% |
| Hispanic | 204 | 8.79% |
| Two or More | 94 | 4.05% |
| Native Hawaiian Pacific Islander | 3 | 0.13% |
| Black | 191 | 8.23% |
| White | 1622 | 69.85% |
| Other | 106 | 4.57% |
| American Indian or Alaskan Native | 5 | 0.22% |

Lansing Community College is an equal opportunity, educational institution/employer.